



# COPA 2 DE JULHO DE CICLISMO 2011

Sorted on Laps


Salvador / BA / Brasil

Distancia p/volta: 3,100 Km

Resistência - Elite (25 laps = 77,5 km)

03/07/2011 11:06

Race started at 11:06:09



Pos	No. Licença	CBC	Name	Equipe	Total Tm	Diff	Gap	Avg. Speed	Laps	Points
<b>ELITE</b>										
1	15	13312405	UESLEI DOS SANTOS SOUZA	SERGIPE	1:58:29.002			39,246	25	10
2	19	04.3860.05	DANIEL TEIXEIRA DO AMARAL	SÃO PAULO	1:58:29.230	0.228	0.228	39,245	25	9
3	6	12.3122.05	BENILIO DA SILVA PEREIRA	SALVADOR	1:58:36.305	7.303	7.075	39,206	25	8
4	10	13.63.04	NILTON DO NASCIMENTO SOARES	SERGIPE	2:01:06.514	2:37.512	2:30.209	38,395	25	7
5	18	458504	JOSE CLAUDIO DOS SANTOS	SÃO PAULO	2:01:06.921	2:37.919	0.407	38,393	25	6
6	24		ANDERSONP. LACERDA	VITORIA DA CONQUISTA	2:01:08.325	2:39.323	1.404	38,386	25	5
7	20	13435705	ANDREI COSTA DOREA	SERGIPE	2:03:19.559	4:50.557	2:11.234	37,705	25	4
8	25		FERNANDO S. SILVA	SAO PAULO	2:03:20.549	4:51.547	0.990	37,700	25	3
9	8	13.60.04	JAILSON DA SILVA SANTOS	SERGIPE	2:03:43.314	5:14.312	22.765	37,584	25	2
10	16	0413000.10	MICHEL AMADOR GIMENES	SÃO PAULO	2:02:35.225	1 Lap	1 Lap	36,415	24	1
11	2	12.12483.10	JOZIMAR TORRES DA SILVA	LAURO DE FREITAS	1:58:39.943	2 Laps	1 Lap	36,051	23	0
12	13	12.9932.10	JULIO CESAR DE JESUS SILVA JUNIOR	FEIRA DE SANTANA	1:58:40.289	2 Laps	0.346	36,049	23	0
13	4	12.5304.06	LUCAS TÁCIO SILVA DOS SANTOS	SALVADOR	2:03:45.013	2 Laps	5:04.724	34,570	23	0
14	7	12.3748.05	LAZÁRO JOSÉ DA ANUNCIÇÃO SANTOS	SALVADOR	2:03:45.407	4 Laps	2 Laps	31,562	21	0
<b>Not classified ()</b>										
DNF	14	12.8823.08	GUSTAVO DE SANTANA BISPO	FEIRA DE SANTANA	1:35:51.953	DNF		38,804	20	0
DNF	3	12.6467.07	ROGERIO SOUZA DE AZEVEDO	SALVADOR	1:36:55.681	DNF		38,379	20	0
DNF	22	12.9922.10	KLAITON ALVES LIMA	FEIRA DE SANTANA	13:58.973	DNF		39,906	3	0

DNS=Did Not Start / DNF=Did NOT Finish / DQ=Disqualified

Realização: Federação Baiana de Ciclismo / Supervisão: CBC

Apoio: Governo da Bahia (Secretaria do Trabalho, Emprego, Renda e Esporte)

Sudesb (Superintendencia dos Desportos do Estado da Bahia)

Orbits 4

[www.amb-it.com](http://www.amb-it.com)

[www.mylaps.com](http://www.mylaps.com)

Licensed to: Brazilian Timing - Sport Service Ltda



# COPA 2 DE JULHO DE CICLISMO 2011

Sorted on Laps


Salvador / BA / Brasil

Distancia p/volta: 3,100 Km

Resistência - Junior (9 laps = 27,9 km)

03/07/2011 09:47

Race started at 9:47:53



Pos	No. Licença CBC	Name	Equipe	Total Tm	Diff	Gap	Avg. Speed	Laps	Points
<b>JUNIOR</b>									
1	54	FELIPE MATHEUS	FEIRA DE SANTANA	51:52.192			32,273	9	10
2	52 131347311	BRENO MORAIS SANTOS	SERGIPE	51:52.304	0.112	0.112	32,272	9	9
3	53	RONEI JESUS RIBEIRO	FEIRA DE SANTANA	53:20.981	1:28.789	1:28.677	31,378	9	8
<b>Not classified ()</b>									
DNS	51 12.13895.11	LUCAS CARNEIRO DA SILVA	FEIRA DE SANTANA		DNS		-		0

DNS=Did Not Start / DNF=Did NOT Finish / DQ=Disqualified

Realização: Federação Baiana de Ciclismo / Supervisão: CBC

Apoio: Governo da Bahia (Secretaria do Trabalho, Emprego, Renda e Esporte)

Sudesb (Superintendencia dos Desportos do Estado da Bahia)

Orbits 4

[www.amb-it.com](http://www.amb-it.com)

[www.mylaps.com](http://www.mylaps.com)

Licensed to: Brazilian Timing - Sport Service Ltda

Printed: 03/07/2011 12:57:16



# COPA 2 DE JULHO DE CICLISMO 2011

Sorted on Laps


Salvador / BA / Brasil

Distancia p/volta: 3,100 Km

Resistência - Feminino (10 laps = 31 km)

03/07/2011 08:01

Race started at 8:01:51



Pos	No. Licença CBC	Name	Equipe	Total Tm	Diff	Gap	Avg. Speed	Laps	Points	
<b>FEMININO</b>										
1	207	12.10395.09	LUDMILA SANTOS RIBEIRO	SALVADOR	1:02:47.049			29,625	10	10
2	208	12.13635.11	CRISTIANE DUQUE ALMEIDA	SALVADOR	1:02:47.148	0.099	0.099	29,625	10	9
3	201	12.14228.11	CLÁUDIA DANIEL GUIMARÃES SANTANA	SALVADOR	1:02:49.941	2.892	2.793	29,603	10	8

DNS=Did Not Start / DNF=Did NOT Finish / DQ=Disqualified

Realização: Federação Baiana de Ciclismo / Supervisão: CBC

Apoio: Governo da Bahia (Secretaria do Trabalho, Emprego, Renda e Esporte)

Sudesb (Superintendencia dos Desportos do Estado da Bahia)

Orbits 4

[www.amb-it.com](http://www.amb-it.com)

[www.mylaps.com](http://www.mylaps.com)

Licensed to: Brazilian Timing - Sport Service Ltda

Printed: 03/07/2011 12:55:52



# COPA 2 DE JULHO DE CICLISMO 2011

Sorted on Laps


Salvador / BA / Brasil

Distancia p/volta: 3,100 Km

Resistência - Master A (19 laps = 58,9 km)

03/07/2011 08:00

Race started at 7:59:11



Pos	No. Licença	CBC	Name	Equipe	Total Tm	Diff	Gap	Avg. Speed	Laps	Points
<b>MASTER A</b>										
1	79	12.5287.06	JAIME DE SOUSA BONFIM	VITORIA DA CONQUISTA	1:32:33.423			38,182	19	10
2	28		MARCELO L. SOUZA	VITORIA DA CONQUISTA	1:32:33.506	0.083	0.083	38,181	19	9
3	83	136204	HUGO LESSA BATISTA	SERGIPE	1:32:35.631	2.208	2.125	38,167	19	8
4	50		LUCAS SOARES	SALVADOR	1:35:10.178	2:36.755	2:34.547	37,134	19	7
5	73	12.3127.05	ANDERSON PEREIRA DA SILVA	FEIRA DE SANTANA	1:36:32.852	3:59.429	1:22.674	36,604	19	6
6	70	12.3129.05	LEONES DA SILVA PEREIRA	SALVADOR	1:36:37.361	4:03.938	4.509	36,575	19	5
7	84	12.10469.09	BENTO AURELIANO CONCEIÇÃO TAVARES	SALVADOR	1:36:40.495	4:07.072	3.134	36,555	19	4
8	74	12.5350.06	ERIDES SILVA DE JESUS	FEIRA DE SANTANA	1:36:41.640	4:08.217	1.145	36,548	19	3
9	68	12.13624.11	ALEXSANDRO DOS SANTOS BORGES	SALVADOR	1:36:45.899	4:12.476	4.259	36,521	19	2
10	78	131388811	ROBSON DOS SANTOS LIMA	SERGIPE	1:36:56.237	4:22.814	10.338	36,457	19	1
11	48	12.6598.07	GILVAN DA CRUZ SANTOS	ITABERABA	1:37:25.944	4:52.521	29.707	36,271	19	0
12	40	12.6468.07	CLEIDSON A. OLIVEIRA	SALVADOR	1:37:26.413	4:52.990	0.469	36,268	19	0
13	69	12.13256.10	FERNANDO SEVERINO ALVES	SALVADOR	1:38:53.197	6:19.774	1:26.784	35,738	19	0
14	62	12.5292.06	EMANOEL MOREIRA PEREIRA	SALVADOR	1:41:43.218	9:09.795	2:50.021	34,742	19	0
15	67	12.5446.06	BARTOLOMEU FERNANDES DOS SANTOS	SALVADOR	1:42:26.655	9:53.232	43.437	34,497	19	0
<b>Not classified ()</b>										
DNF	77	12.10467.09	VALMIR LIMA DE SOUZA	S.ANTONIO DE JESUS	1:21:15.810	DNF		36,622	16	0
DNF	63	12.240.04	MARCELO CAVALCANTE DE ALMEIDA	SALVADOR	1:22:05.284	DNF		36,254	16	0
DNF	66	12.13100.10	CLAUDINEI FERREIRA XAVIER	AREMBEPE	1:05:39.397	DNF		33,995	12	0
DNF	82	123132.05	JOSE MURILO CERQUEIRA ALVES	FEIRA DE SANTANA	49:26.459	DNF		37,621	10	0
DNF	49	12.3785.05	IVAN LOPES LIMA	ITABERABA	48:09.143	DNF		34,765	9	0
DNF	65	12.10397.09	RAFAEL DE LIRA ROSAS	SALVADOR	39:12.732	DNF		37,947	8	0
DNF	75	12.10411.09	RODRIGO ANTONIO DE ANDRADE	FEIRA DE SANTANA	29:12.128	DNF		38,216	6	0
DNF	5	12.6601.07	REINALDO SANTOS	FEIRA DE SANTANA	19:17.041	DNF		38,581	4	0
DNS	76	12.5342.06	VALDIVAN PEREIRA DA COSTA	SALVADOR		DNS		-		0
DNS	85	12.5347.06	GLEDSON DE ALMEIDA CARVALHO	SALVADOR		DNS		-		0

DNS=Did Not Start / DNF=Did NOT Finish / DQ=Disqualified

Realização: Federação Baiana de Ciclismo / Supervisão: CBC

Apoio: Governo da Bahia (Secretaria do Trabalho, Emprego, Renda e Esporte)

Sudesb (Superintendencia dos Desportos do Estado da Bahia)

Orbits 4

www.amb-it.com

www.mylaps.com

Licensed to: Brazilian Timing - Sport Service Ltda



# COPA 2 DE JULHO DE CICLISMO 2011

Sorted on Laps


Salvador / BA / Brasil

Distancia p/volta: 3,100 Km

Resistência - Master B (14 laps = 43,4 km)

03/07/2011 09:44

Race started at 9:44:45



Pos	No. Licença	CBC	Name	Equipe	Total Tm	Diff	Gap	Avg. Speed	Laps	Points
<b>MASTER B</b>										
1	100	12.242.04	ANTONIO CÉZAR SANTOS DA ROCHA	SALVADOR	1:11:04.528			36,637	14	10
2	102	12378005	FLAVIO NUNES PEREIRA	SALVADOR	1:12:13.858	1:09.330	1:09.330	36,051	14	9
3	98	06.897.04	VALIEN GARCIA JUNIOR	RIO DE JANEIRO	1:12:14.036	1:09.508	0.178	36,050	14	8
4	93	4585806	OVIRSION EDSON DOS SANTOS	SERRANA	1:12:14.095	1:09.567	0.059	36,049	14	7
5	97	12.239.04	AMILTON ALVES RIOS	FEIRA DE SANTANA	1:12:14.976	1:10.448	0.881	36,042	14	6
6	92	12.5339.06	JOSE LUIS SA TELES ANDRADE	SALVADOR	1:12:15.089	1:10.561	0.113	36,041	14	5
7	95	12.5289.06	DÊNIO ROBERTO DE MAGALHÃES FRANCO	LAURO DE FREITAS	1:12:15.235	1:10.707	0.146	36,040	14	4
8	113	131038709	LUIS EDUARDO SOUSA	SERGIPE	1:12:15.314	1:10.786	0.079	36,039	14	3
9	99	12.5349.06	RICARDO SANTOS DA SILVA	SALVADOR	1:12:15.372	1:10.844	0.058	36,038	14	2
10	96	12.8518.08	ANTONIO ROQUE PORTO DE SOUZA	FEIRA DE SANTANA	1:16:25.709	5:21.181	4:10.337	34,071	14	1
11	91	12.9914.10	REGINALDO BARRETO GONÇALVES	SALVADOR	1:16:25.826	5:21.298	0.117	34,070	14	0
<b>Not classified (0)</b>										
DNF	105	12.10388.09	JOSÉ NELSON PASCOAL	ENTRE RIOS	5:20.101	DNF		34,864	1	0
DNS	94	1469404	JOSE ESTEVAM DA SILVA	ARAPIRACA		DNF		-		0
DNS	101	12.13438.11	CHRISTOPHER JOHN HANNIGAN	SALVADOR		DNF		-		0
DNS	103	12.5298.06	FRANKLIN PASSOS DE ARAÚJO JÚNIOR	PAULO AFONSO		DNF		-		0

DNF=Did Not Start / DNF=Did NOT Finish / DQ=Disqualified

Realização: Federação Baiana de Ciclismo / Supervisão: CBC

Apoio: Governo da Bahia (Secretaria do Trabalho, Emprego, Renda e Esporte)

Sudesb (Superintendencia dos Desportos do Estado da Bahia)

Orbits 4

www.amb-it.com

www.mylaps.com

Licensed to: Brazilian Timing - Sport Service Ltda



# COPA 2 DE JULHO DE CICLISMO 2011

Sorted on Laps


Salvador / BA / Brasil

Distancia p/volta: 3,100 Km

Resistência - Master C (11 laps = 34,1 km)

03/07/2011 09:45

Race started at 9:45:54



Pos	No. Licença	CBC	Name	Equipe	Total Tm	Diff	Gap	Avg. Speed	Laps	Points
<b>MASTER C</b>										
1	196	12.234.04	SEZAR SCHRRAMM DOS SANTOS	SALVADOR	58:36.541			34,909	11	10
2	199	12.6943.07	WUERITON RABELO BARROS DA CRUZ	SANTO ANTONIO DE JESUS	58:37.024	0.483	0.483	34,905	11	9
3	197	12.3120.05	VALMIRO DA PAIXÃO FERREIRA	FEIRA DE SANTANA	59:54.473	1:17.932	1:17.449	34,152	11	8
4	195	12.233.04	EDINEI BISPO DOS SANTOS	SALVADOR	59:55.157	1:18.616	0.684	34,146	11	7
5	194	12.7510.07	GERALDO ALVES DA SILVA	SALVADOR	1:03:03.756	4:27.215	3:08.599	32,444	11	6
6	198	131058509	ROBERTO LESSA ROCHA DOREA	SERGIPE	1:03:03.869	4:27.328	0.113	32,443	11	5
7	181	13.4595.06	RICARDO RETONDARO DE ALMEIDA	SERGIPE	1:04:58.415	6:21.874	1:54.546	31,490	11	4

DNS=Did Not Start / DNF=Did NOT Finish / DQ=Disqualified

Realização: Federação Baiana de Ciclismo / Supervisão: CBC

Apoio: Governo da Bahia (Secretaria do Trabalho, Emprego, Renda e Esporte)

Sudesb (Superintendencia dos Desportos do Estado da Bahia)

Orbits 4

[www.amb-it.com](http://www.amb-it.com)

[www.mylaps.com](http://www.mylaps.com)

Licensed to: Brazilian Timing - Sport Service Ltda



# COPA 2 DE JULHO DE CICLISMO 2011

Sorted on Laps


Salvador / BA / Brasil

Distancia p/volta: 3,100 Km

Resistência - Open (11 laps = 34,1 km)

03/07/2011 08:00

Race started at 8:00:46



Pos	No. Licença CBC	Name	Equipe	Total Tm	Diff	Gap	Avg. Speed	Laps	Points
<b>OPEN</b>									
1	245	CARLOS HENRIQUE MARINHO PINTO	SALVADOR	58:52.640			34,750	11	10
2	252	MARCOS VINICIUS GOES	FEIRA DE SANTANA	59:23.917	31.277	31.277	34,445	11	9
3	243	RAFAEL BARCELOS BAUMGRATS	SALVADOR	59:24.719	32.079	0.802	34,437	11	8
4	251	ACRISIO RAMOS DA SILVA NETO	SANTO ANTONIO DE JESUS	1:00:46.803	1:54.163	1:22.084	33,662	11	7
5	234	VALNEI BATISTA SANTOS FILHO	SALVADOR	1:00:47.464	1:54.824	0.661	33,656	11	6
6	249	VALDIR ALMEIDA DA SILVA	SALVADOR	1:00:47.575	1:54.935	0.111	33,655	11	5
7	241	ALESSANDRO EDUARDO DE A. SOUSA	SALVADOR	1:02:16.069	3:23.429	1:28.494	32,858	11	4
8	254	HAROLDO FRANK DE ALMEIDA		1:02:16.081	3:23.441	0.012	32,858	11	3
9	247	ROBERTO RAMOS	SALVADOR	1:04:31.485	5:38.845	2:15.404	31,709	11	2
10	253	CARLOS AUGUSTO SANTOS	SALVADOR	1:04:34.602	5:41.962	3.117	31,683	11	1
11	246	ALEXANDRE ESPER	SALVADOR	1:00:23.073	2 Laps	2 Laps	27,722	9	0
12	244	DENILSON PAIVA ARAUJO	SALVADOR	1:00:25.306	2 Laps	2.233	27,705	9	0
<b>Not classified ()</b>									
DNS	248	HUMBERTO SIMON	SALVADOR			DNS	-		0

DNS=Did Not Start / DNF=Did NOT Finish / DQ=Disqualified

Realização: Federação Baiana de Ciclismo / Supervisão: CBC

Apoio: Governo da Bahia (Secretaria do Trabalho, Emprego, Renda e Esporte)

Sudesb (Superintendencia dos Desportos do Estado da Bahia)

Orbits 4

[www.amb-it.com](http://www.amb-it.com)

[www.mylaps.com](http://www.mylaps.com)

Licensed to: Brazilian Timing - Sport Service Ltda